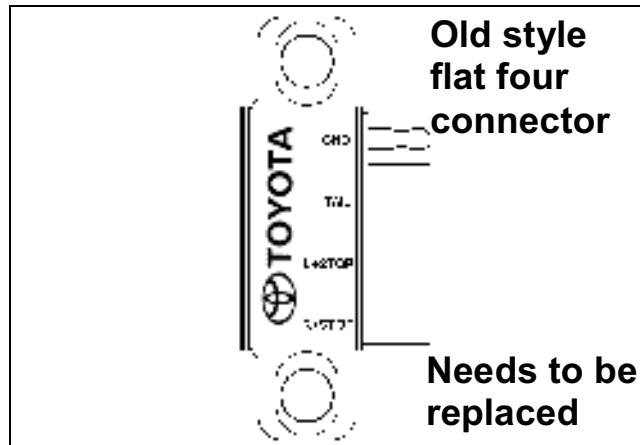


IV. VEHICLE INSPECTION

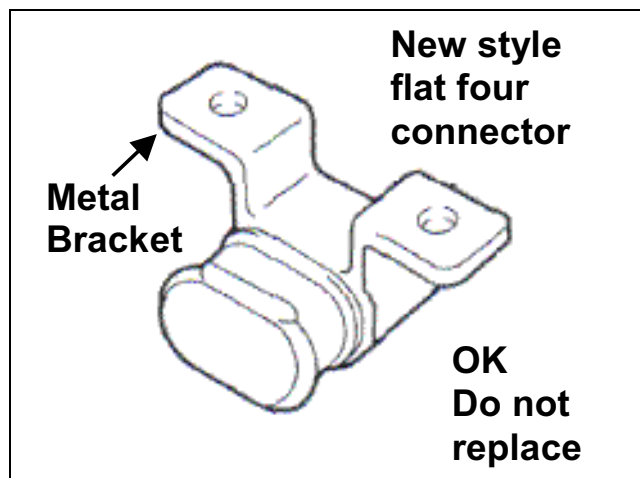
1. VERIFY VEHICLE ELIGIBILITY

- Confirm that the VIN is within the SSC VIN range.
- Inspect the driver's side door pillar for an SSC completion label.
- Assure that the vehicle is equipped with a Toyota trailer towing wire harness converter.



2. INSPECT TRAILER TOWING FLAT FOUR CONNECTOR

The involved converter can be identified by using a mirror to inspect the underside of the **plastic** trailer towing flat four connector (mounted on the driver's side, under the trailer towing hitch) for the Toyota logo as indicated in the diagram.

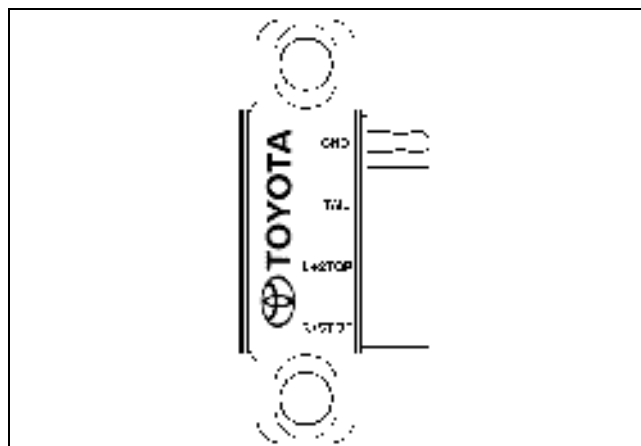










NOTE:

The new Trailer Towing Harness Converter (no need to replace) flat four connector is mounted to a **metal** bracket.

NOTE:

Since a customer may elect to install aftermarket trailer towing equipment, inspect the vehicle to determine if it is equipped with the involved Toyota trailer towing wiring harness converter. Only vehicles equipped with the old style flat four connector are subject to this SSC.



- If the flat four connector **has**  TOYOTA  imprinted on it, then **continue to Section V.**
- If the flat four connector **does not have**  TOYOTA  imprinted on it or if the  TOYOTA  is imprinted on the metal bracket portion. **Proceed to Section X.**  INSTALLATION  SSC claim.